Shenzhen Sinovo Electric Technologies Co., Ltd.
Add:Huafeng International Robot Industry Park, Xixiang Street,Hangcheng Road,Baoan District, Shenzhen City, China
Tel: +86(0755)29784876 Fax: +86(0755)29784969
Tech support: +86-400-8818-689 Web:www.sinovo-vfd.com
Email: info@sinovo.cn

SP600/SP60 SERIES

SOLAR PUMP INVERTER

LET'S WORK TOGETHER FOR A WIN-WIN FUTURE

2006
Shenzhen Sinovo Electric Technologies Co., Ltd. was established in 2006

200+
There are more than 200 employees, of which more than one third are R&D technicians

Technical Support
Strong and timely technical support team

8000
8000 square meter (2acre) Heyuan factory and Shenzhen Headquarter

30+
Established branch offices in more than 30 cities

Cover the world
Products are exported to Asia, Africa, Europe, and America, etc.

SP600 is a newly developed inverter for solar pump projects, which is mainly used for water supply in remote areas without power supply or unstable power supply. The solar water pump inverter can convert the DC power that generated by the solar panels into AC power, which is used to drive various water pumps. The system can constantly pump water and does not require energy storage devices such as batteries, so it is recommended to pump water to a storage tank or resevoir. The SP600 inverter has adopted the MPPT, which can ensure the system runs at the maximum power point in real time.

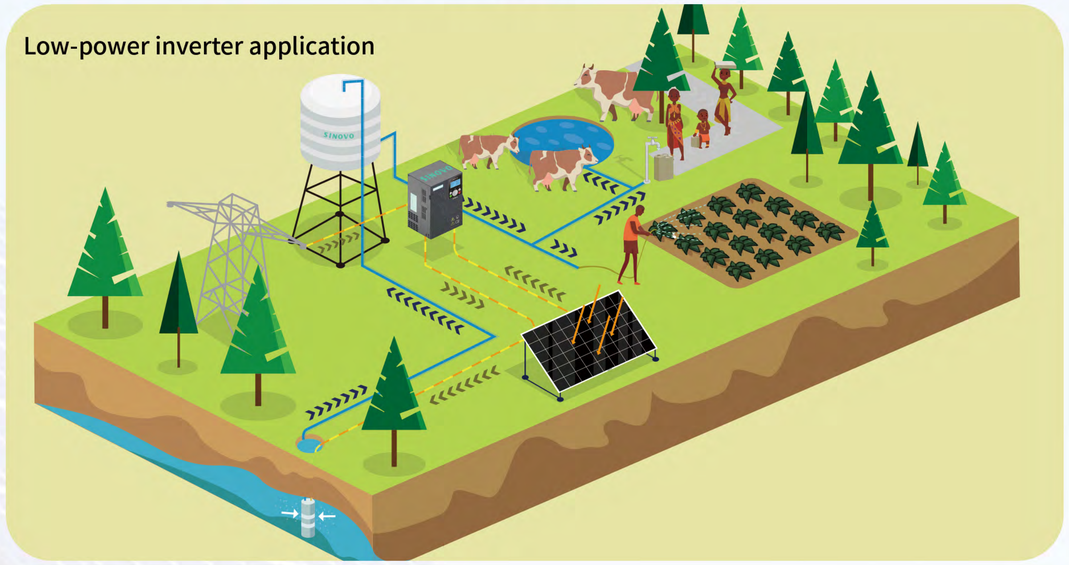

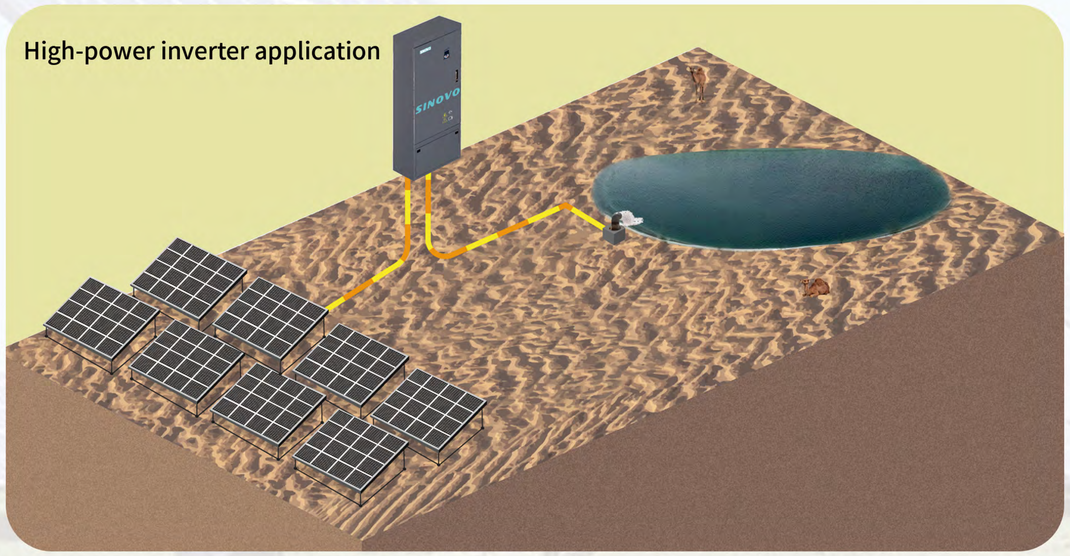

Features

Simple And Stable

Simple debugging and installation, no additional maintenance, stable, suitable for unattended remote desert

Full Protection

Built-in all-round safety protection and diagnosis mechanism, overvoltage, overcurrent, output phase loss, overload, undervoltage, short circuit, overheating, dry running under load, etc.

Auto Wake Up&Sleep

It can sleep when the light is weak in the evening,and wake up to work automatically when the light is strong in the morning, no human operation required

Hybrid Input

Grid and solar power supply can be input at the same time

Auto Switch

SP600 inverter can judge the weak light state and realize the automatic switching of DC/AC power supply to keep constant water pumping

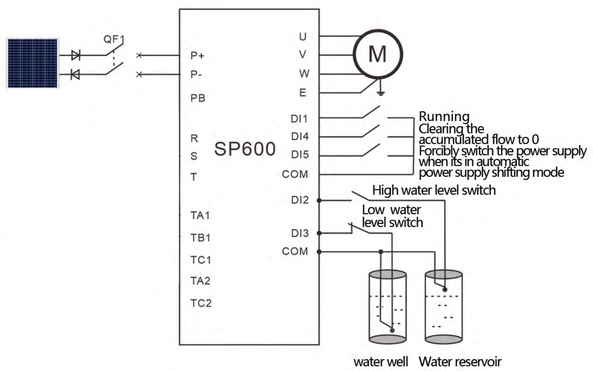

Water Level Control

Water level control and alarm, dry run fcuntion, water full or shortage alarm, suitable for various liquid level sensors (including digital and analog sensors)

High Efficiency

Built-in high-precision photovoltaic array maximum power point tracking MPPT algorithm, fast tracking speed, high tracking efficiency. The new SINOVO algorithm can help you maximize the water output

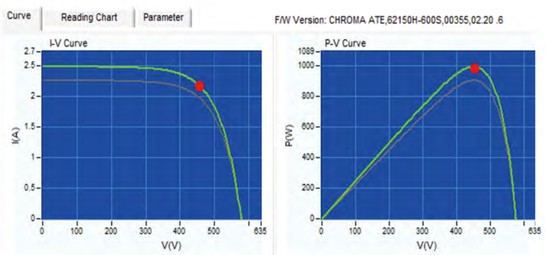

Single Phase Pump

SINOVO SP600 2T model can both drive 3phase and single-phase 220V pumps



LCD Keypad Optional

High-performance LED keypad comes standard , optional LCD keypad（For SP600）

High-performance LED keypad comes standard

Double row LED keypad for easy parameter monitoring
With parameter copy and upload function

Optional LCD keypad

Completely display the description of each parameter, support multiple languages
With parameter copy and upload function

Naming Convention

SP600 - 4T - 11 G

❶ ❷ ❸ ❹

Field	Mark	Explanation	Content
Ac drive series	❶	Ac drive series	SP600 high performance SP60 economic
Voltage Level	❷	Voltage Level	2S:Single-phase/Three-phase 220Vac Recommended voltage range （MTTP）250Vdc~350Vdc 4T:Three-phase 380Vac Recommended voltage range （MTTP）450Vdc~600Vdc
Adaptive Power	❸	Adaptive Power	0.7KW~200KW
Function Type	❹	Function Type	G:General

Specification

Model	Power Capacity (KVA)	Input Current (A)	Maximum Input DC Current(A)	Output Current (A)	Adaptable Motor (KW)	Recommended main circuit wire (mm^2)
SP60-2S-0.7G	1.5	8.2	12	4	0.75	2.5
SP60-2S-1.5G	3	14	12	7	1.5	2.5
SP60-2S-2.2G	4	23	12	9.6	2.2	4.0
SP60-4T-0.7G	1.5	3.4	9	2.1	0.75	2.5
SP60-4T-1.5G	3	5	9	3.8	1.5	2.5
SP60-4T-2.2G	4	5.8	12	5.1	2.2	2.5
SP60-4T-4.0G	5.9	10.5	12	9	4.0	4.0
SP60-4T-5.5G	11	13.9	19	13	5.5	4.0

Input Specification	2S	4T
Max. input DC voltage	450VDC	800VDC (900VDC optional)
Recommended VOC voltage range	360~430VDC	550~750VDC
Recommended MPPT voltage range	250~350VDC	450~600VDC
Starting voltage range	160~450VDC (Adjustable parameters)	250~800VDC (Adjustable parameters)
Grid or Backup Generator Input	2S	4T
Input AC voltage	Single-phase/ Three-phase 220V Range:-15%~20%	Three-phase 380V Range:-15%~20%
Output Specification	2S	4T
Rated output voltage AC	3PH /1PH 220V	Three-phase380V
Output frequency range	0~500.00HZ	
Protection		
Built-in protection	Overvoltage, overcurrent, output phase loss, overload, undervoltage, short circuit,overheating, dry running of the pump under load, etc.	

Model	Power Capacity (KVA)	Input Current (A)	Maximum Input DC Current(A)	Output Current (A)	Adaptable Motor (KW)	Recommended main circuit wire (mm^2)
SP600-4T-0.7G	1.5	3.4	9	2.3	0.75	2.5
SP600-4T-1.5G	3.0	5.0	9	3.7	1.5	2.5
SP600-4T-2.2G	4.0	5.8	12	5.1	2.2	2.5
SP600-4T-4.0G	5.9	10.5	12	8.5	4.0	4.0
SP600-4T-5.5G	8.9	14.6	19	13	5.5	4.0
SP600-4T-7.5G	11	20.5	21	17	7.5	6.0
SP600-4T-11G	17	26.0	31	25	11	6.0
SP600-4T-15G	21	35.0	43	32	15	10
SP600-4T-18.5G	24	38.5	53	37	18.5	10
SP600-4T-22G	30	46.5	63	45	22	10
SP600-4T-30G	40	62.5	85	60	30	16
SP600-4T-37G	57	76.0	105	75	37	25
SP600-4T-45G	69	92.0	128	91	45	25
SP600-4T-55G	85	113	157	112	55	50
SP600-4T-75G	114	157	214	150	75	60
SP600-4T-90G	134	180	252	176	90	70
SP600-4T-110G	160	214	308	210	110	120
SP600-4T-132G	192	256	369	253	132	150
SP600-4T-160G	231	307	448	304	160	185
SP600-4T-185G	255	333	517	330	185	185
SP600-4T-200G	287	380	559	377	200	150*2

Input Specification	
Max. input DC voltage	800VDC (900VDC optional)
Recommended VOC voltage range	550~750VDC
Recommended MPPT voltage range	450~600VDC
Starting voltage range	250~800VDC (Adjustable parameters)
Grid or Backup Generator Input	
Input AC voltage	Three-phase 380V Range:-15%~20%
Output Specification	
Rated output voltage AC	Three-phase380V
Output frequency range	0~500.00Hz
Protection	
Built-in protection	Overvoltage, overcurrent, output phase loss, overload, undervoltage, short circuit,overheating, dry running of the pump under load, etc.

SP600/SP60 SERIES SOLAR PUMP INVERTER

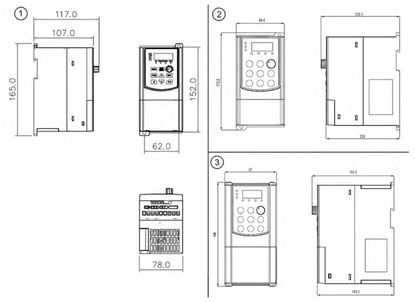

① 2S-0.7G/2S-1.5G structure diagram and dimension
② 2S-2.2G/4T-0.7/1.5/2.2G structure diagram and dimension
③ 4T-4.0G/5.5G structure diagram and dimension

Outline Dimension			Installing Dimension		
H(mm)	W(mm)	D(mm)	H(mm)	W(mm)	D(mm)
0.75KW~1.5KW					
165	78	117	152	62	Ø5.5
2.2KW					
170	84.6	138.1	157.5	67.3	Ø5
0.7KW~4KW					
170	84.6	138.1	157.5	67.3	Ø5
4KW~5.5KW					
194	97	153	184	85	Ø4

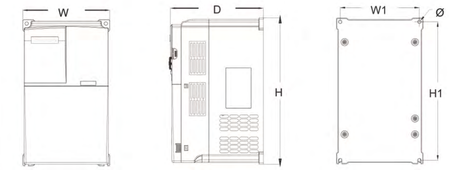

Outline Dimension			Installing Dimension		
H(mm)	W(mm)	D(mm)	H(mm)	W(mm)	D(mm)
5.5KW					
190	110	150	178	98	Ø5
7 5KW					
210	130	160	198	118	Ø5
11KW					
250	155	176	236	141	Ø5
15KW~18.5KW					
295	176	188	279	160	Ø7
22KW~30KW					
337	245	188	320	228	Ø7

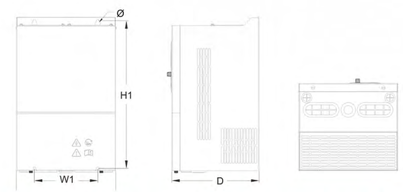

Outline Dimension			Installing Dimension		
H(mm)	W(mm)	D(mm)	H(mm)	W(mm)	D(mm)
37KW					
387	250	220	372	150	Ø7
45KW~55KW					
440	270	256	426	180	Ø7
75KW					
469	307	263	450	200	Ø10
90KW~110KW					
590	340	305	565	200	Ø10
132KW~185KW					
740	450	329	715	360	Ø12
200KW~250KW					
940	500	369	914	400	Ø12
280KW~350KW					
1045	725	390	1012	600	Ø13

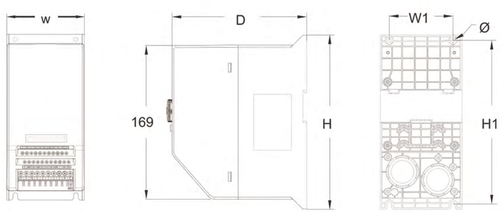

Outline Dimension			Installing Dimension		
H(mm)	W(mm)	D(mm)	H(mm)	W(mm)	D(mm)
0.75KW~4.0KW					
192	90	148	180	70	Ø5

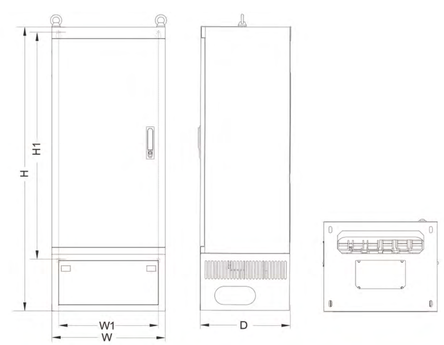

Outline Dimension			Installing Dimension		
H(mm)	W(mm)	D(mm)	H(mm)	W(mm)	D(mm)
400KW~500KW					
1810	850	405	1410	513	Ø13

Wiring Diagram

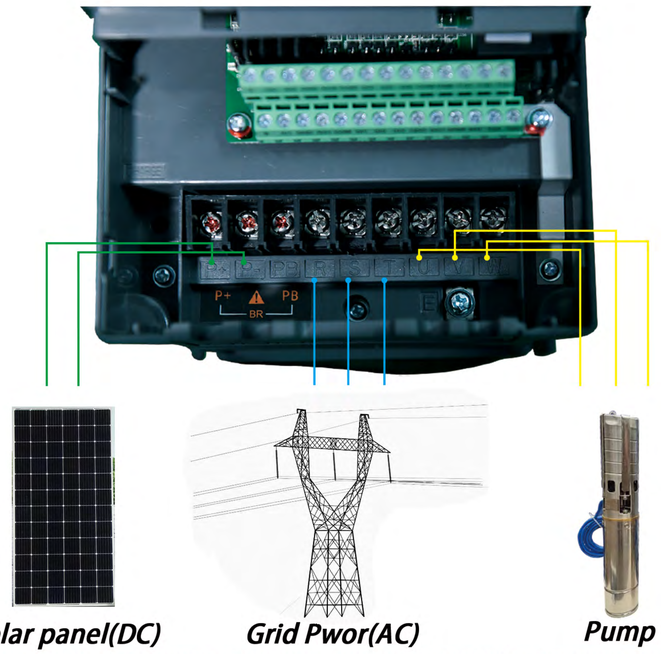

Global Marketing Service Network

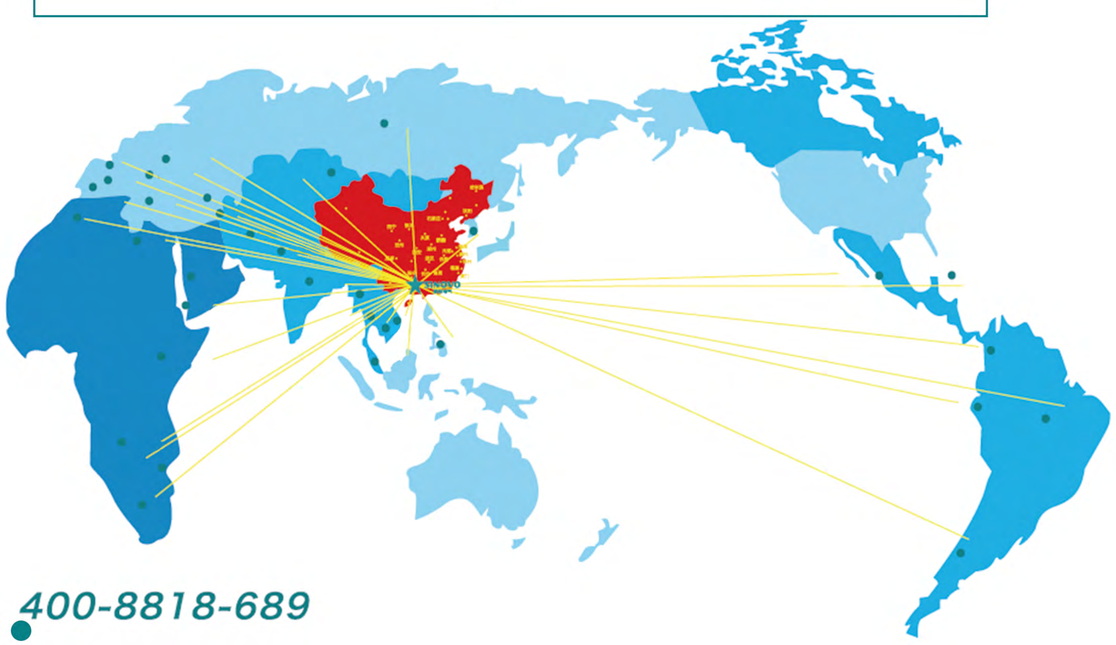

400-8818-689

Application Scenarios